

# 3D Knit Accessory Patternmaking & Design Course



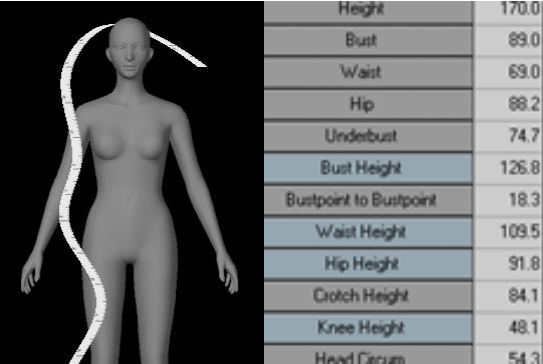
This course is for those who have completed the “Flat Knit Design Course” to learn 3D design operations for small knit items such as beanies, scarves, ponchos, and headbands. To take the course, you need to have an APEXFiz® Design-Knit or Design-Pro subscription plus 3D Option. SDS® -ONE APEX4 users can also take the course.

## ◆◆ What you can learn in the course ◆◆

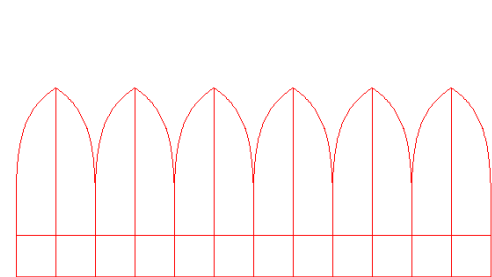
Basic Operations:  
Basic operations for using the software




Avatar Creation:  
Creation of original avatars for 3D fitting



Pattern Making:  
Creation of patterns for various small items



Fitting:  
Dressing models and creating coordinated outfits



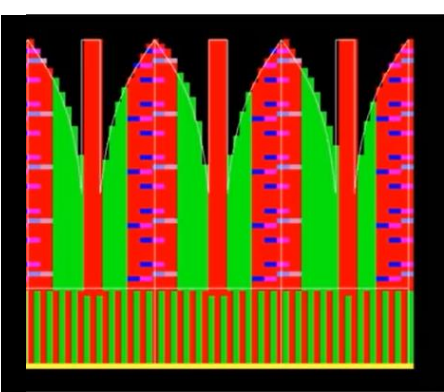
Knit Pattern Design:  
Creation of stripe, structure, and jacquard patterns on 3D data



Addition of Accessories:  
Addition of pompoms and tags to 3D data



Production Data Output:  
Output of various files for factories



Mapping:  
Creation of 2.5D product images based on photos

